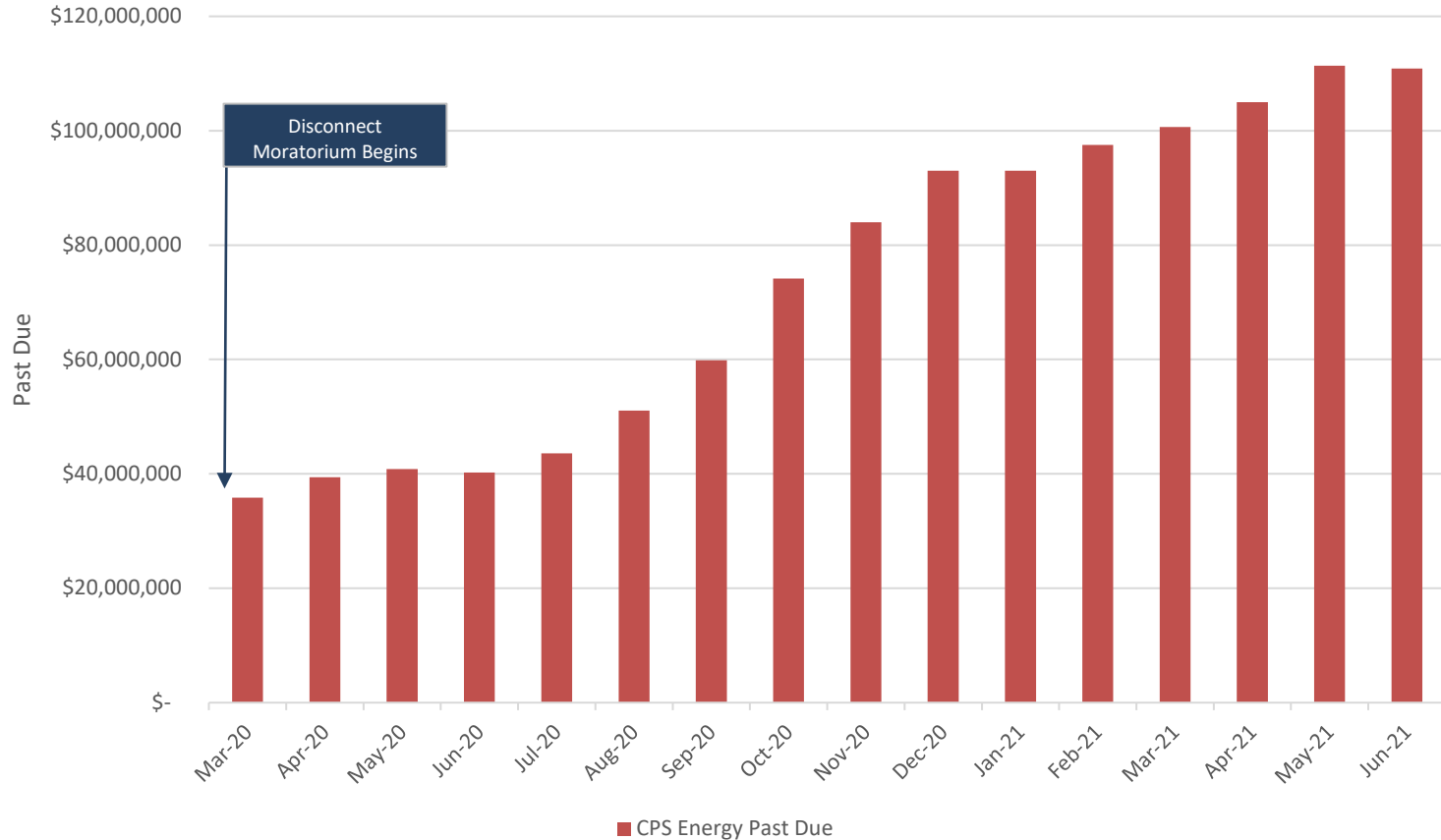


MUNICIPAL UTILITIES COMMITTEE

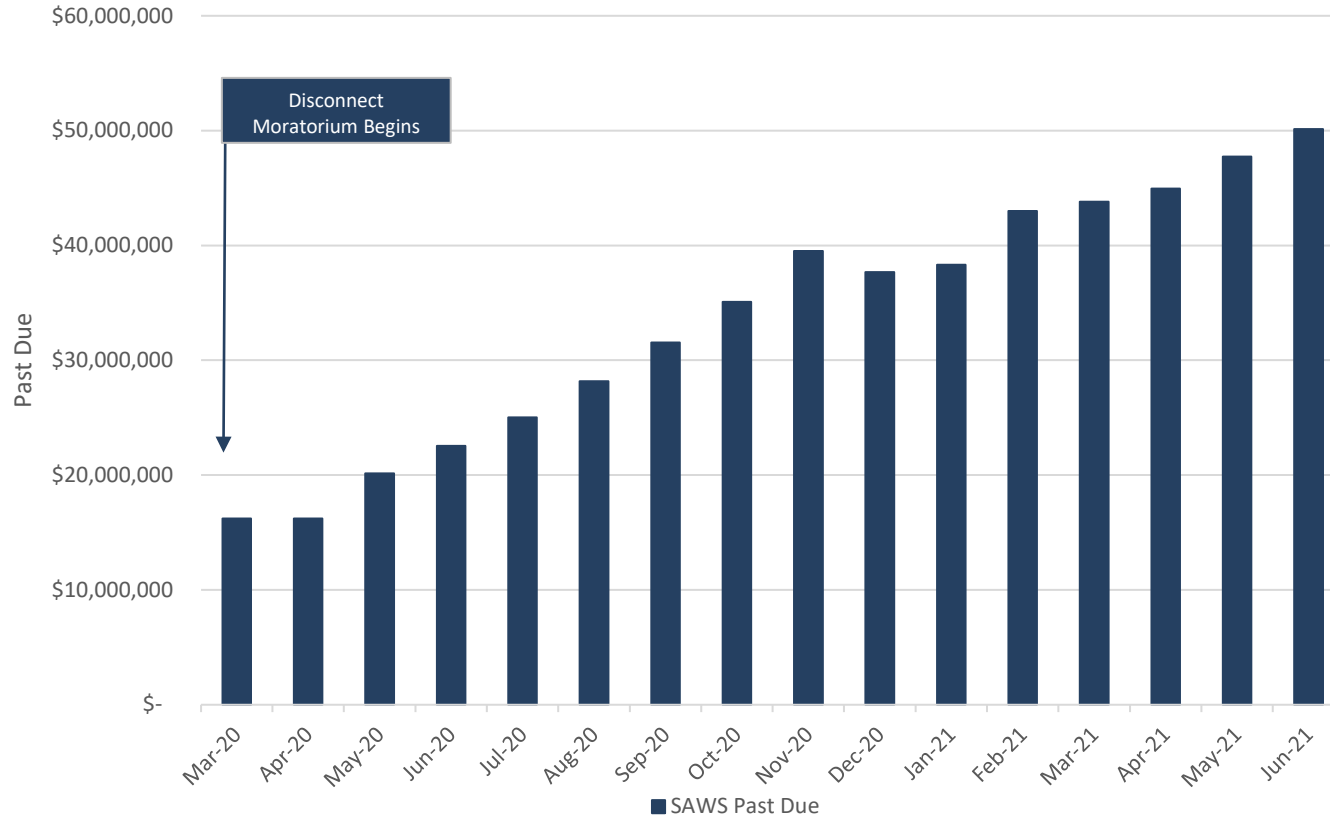
CPS Energy & SAWS Customer Account Delinquencies and ARPA Eligibility August 24, 2021

Presented by: Ben Gorzell Jr., Chief Financial Officer

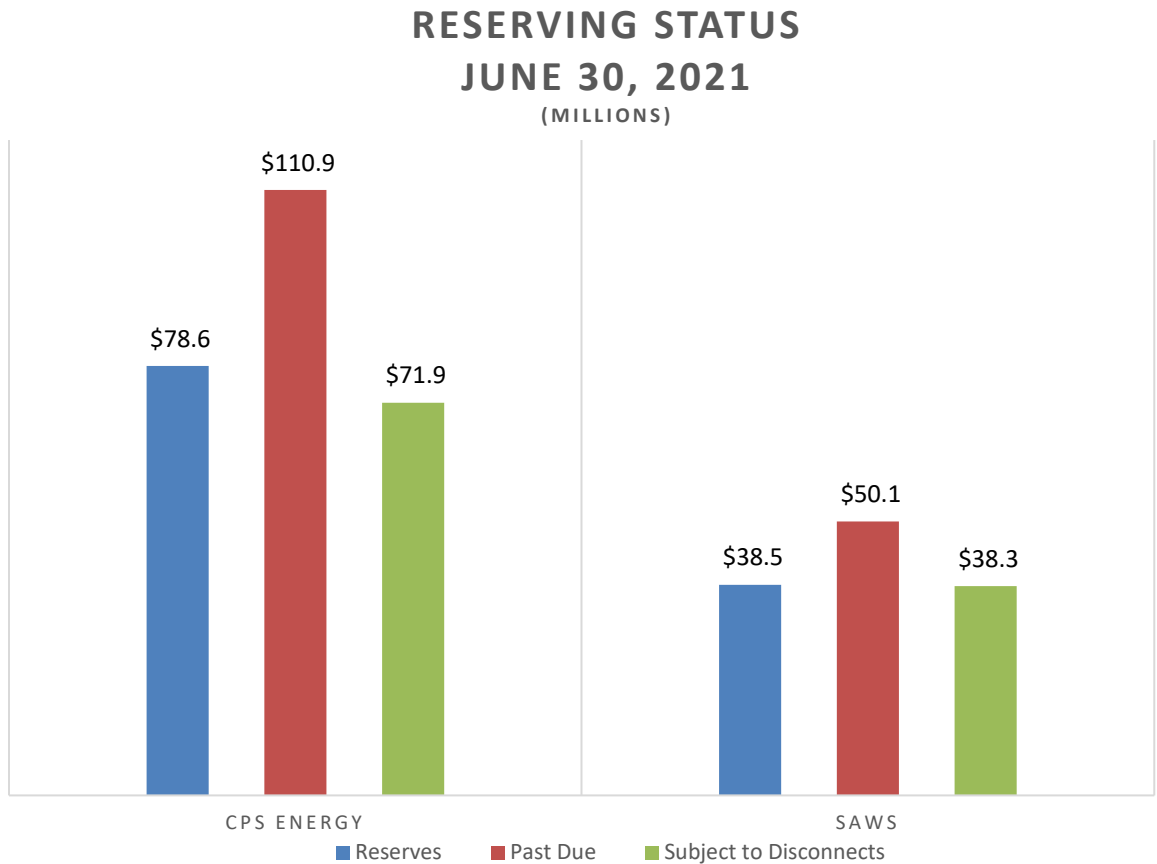
CPS Energy Past Due Receivables Growth



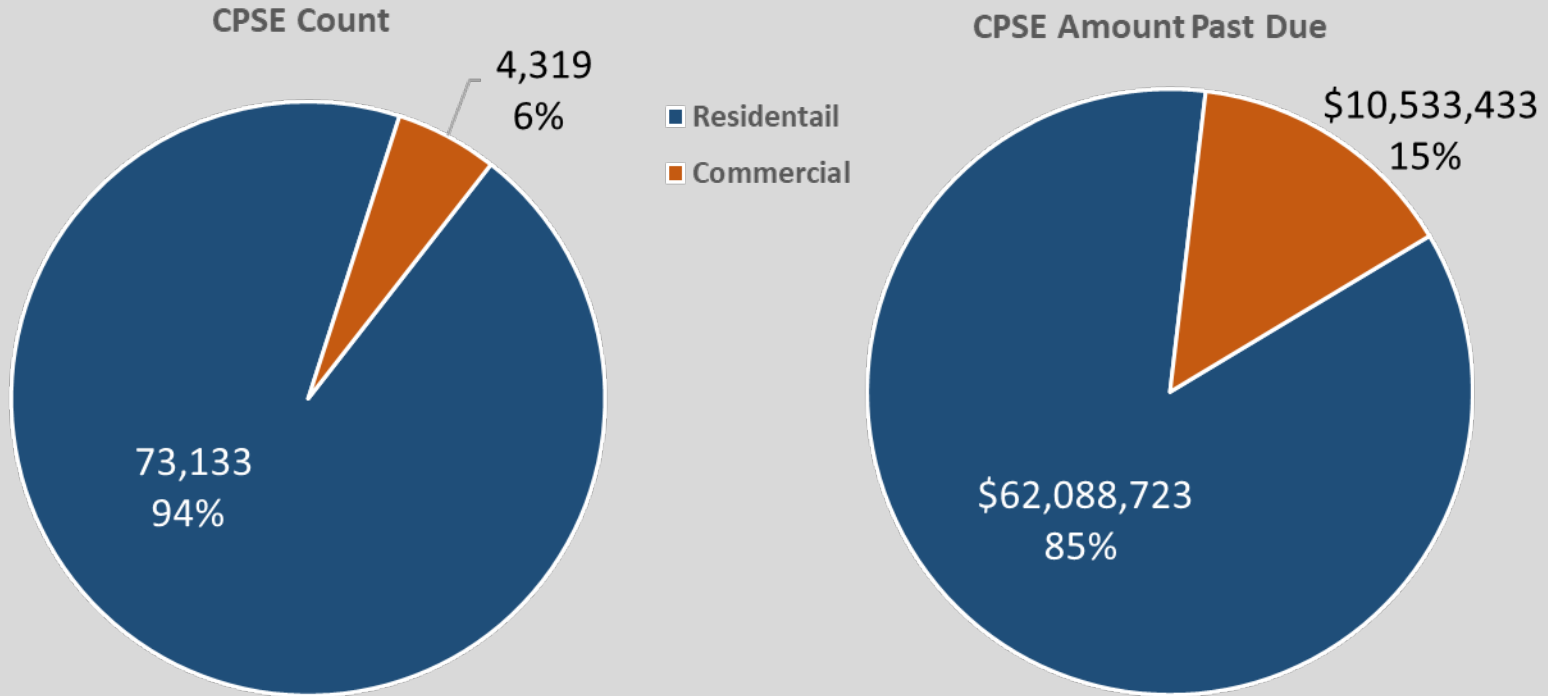
SAWS Past Due Receivables Growth



Past Due
Reserves &
Eligible for Disconnect

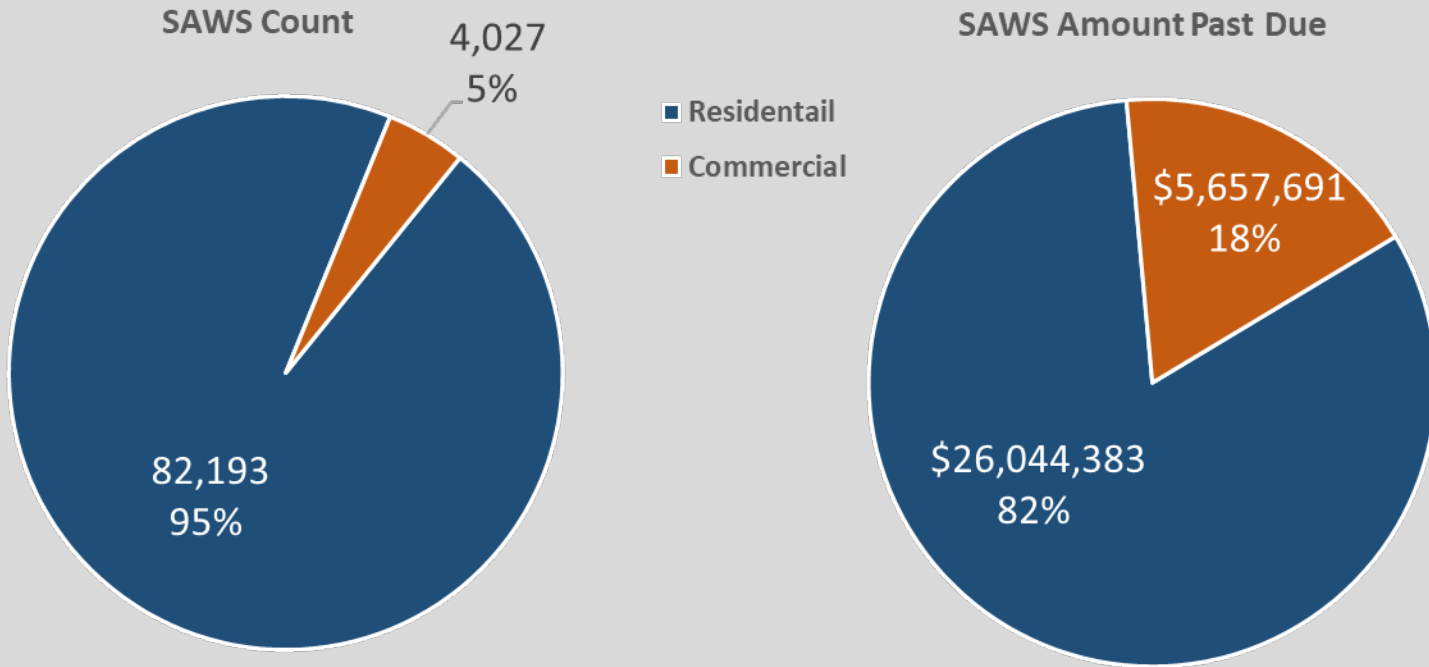


CPSE Residential vs Commercial Customers Subject to Disconnect

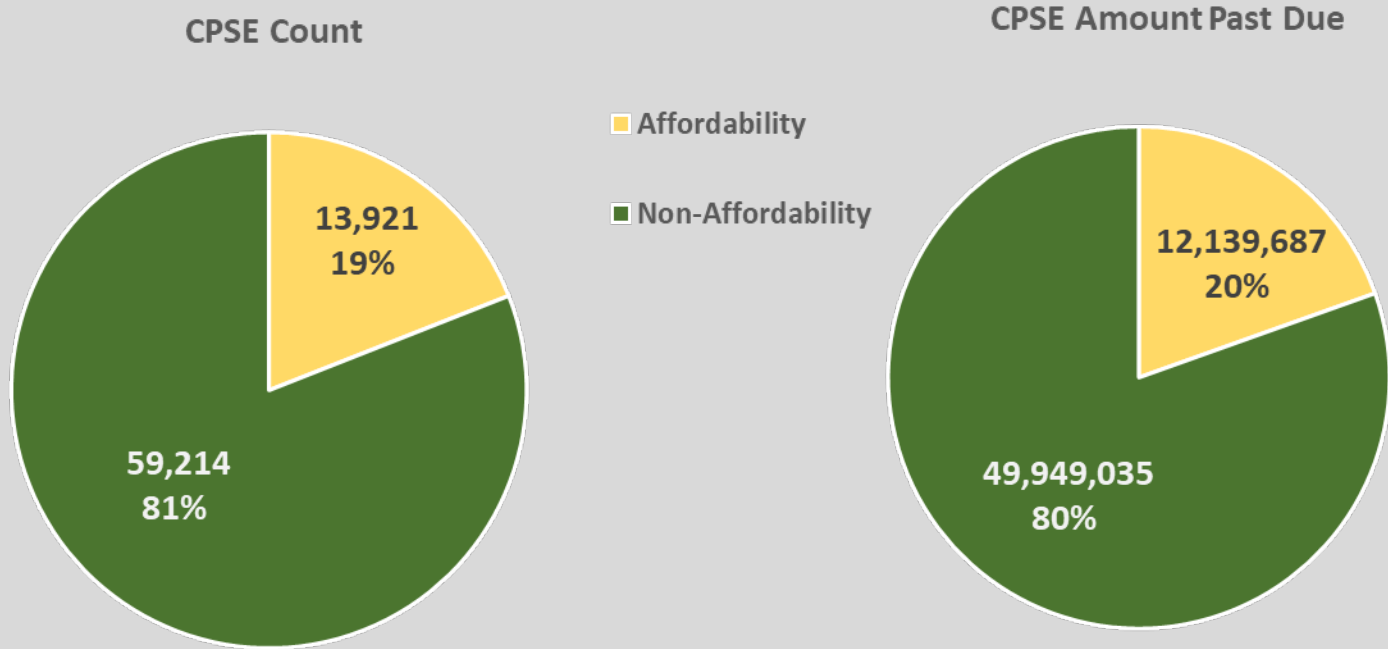


Note: Data in all the following tables and charts represents customers eligible for disconnect as of May 31, 2021

SAWS Residential vs Commercial Customers Subject to Disconnect

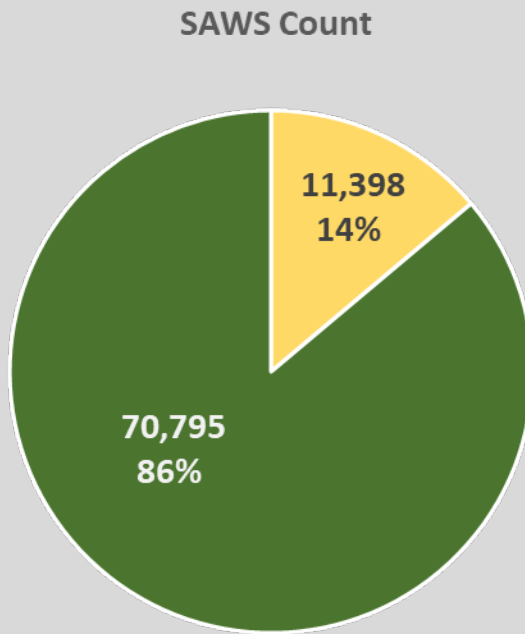


CPSE Affordability* vs Non-Affordability Customers Disconnect Eligible

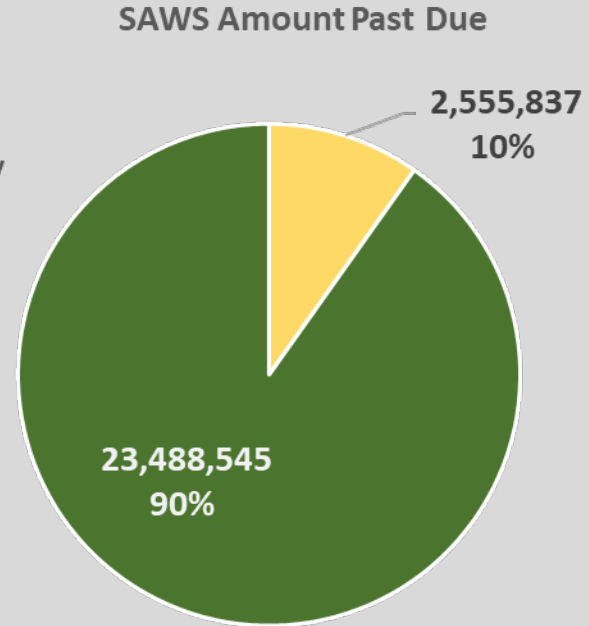


* Residential accounts on a CPSE income qualified affordability programs and/or received EHAP assistance

SAWS Affordability* vs Non-Affordability Customers Disconnect Eligible

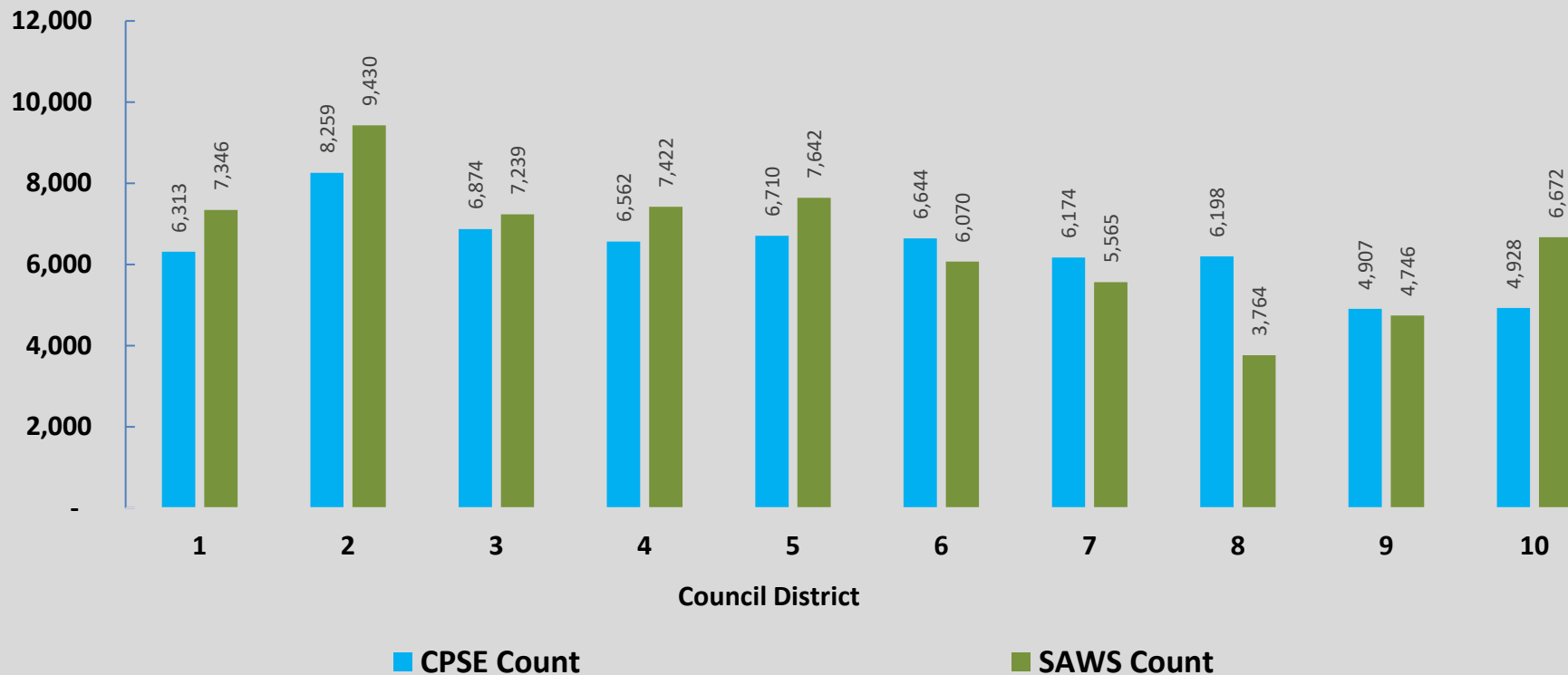


■ Affordability
■ Non-Affordability

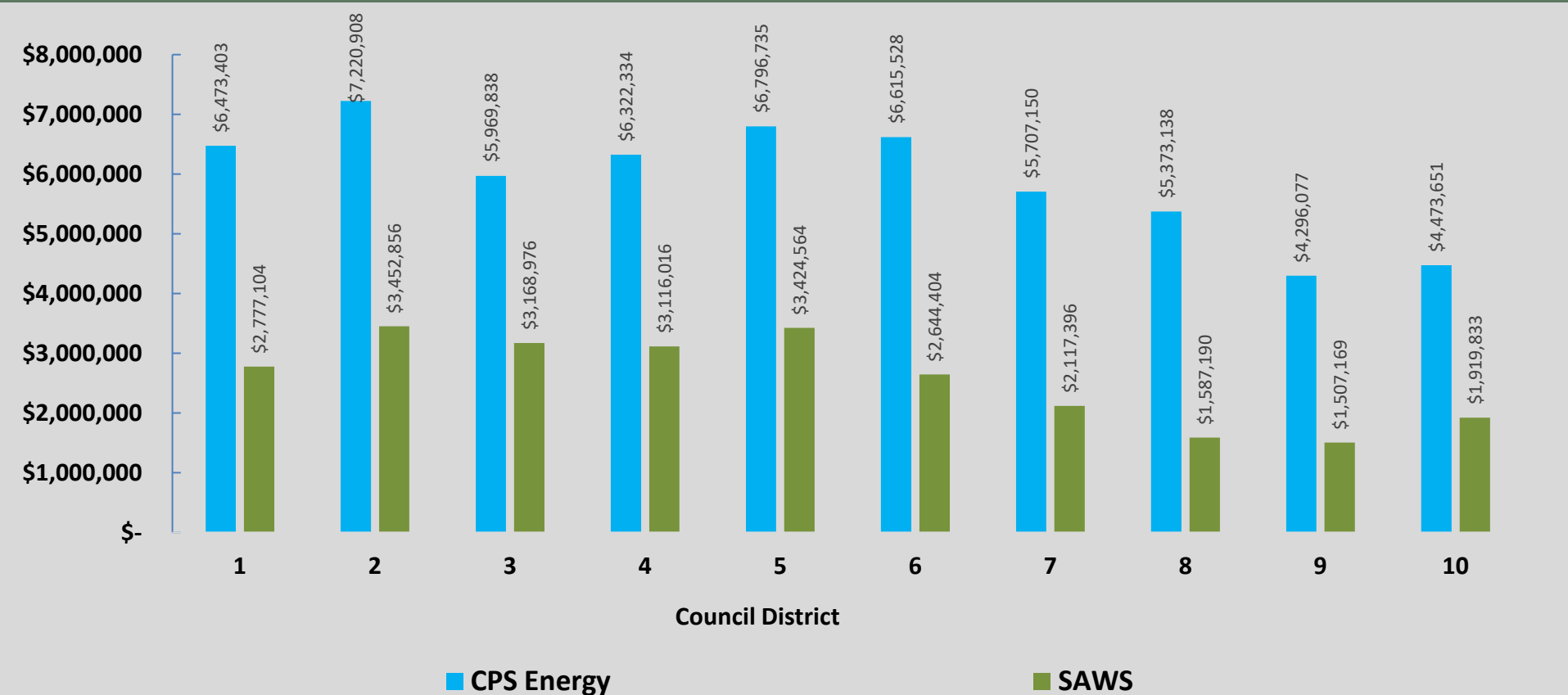


* Residential accounts on a SAWS income qualified affordability programs and/or received EHAP assistance

Number of Disconnect-Eligible By District



Amounts Past Due By District



Stratification

CPSE Residential Customers Subject to Disconnect

Account Balance		
Range	Past Due	Count
\$5,000 or Greater	\$ 1,450,986	259
\$2,500 - \$4,999.99	\$ 13,830,167	4,874
\$1,000-\$2,499.99	\$ 30,074,359	22,424
\$750 - \$999.99	\$ 5,952,506	8,962
\$500 - \$749.99	\$ 5,863,262	13,661
\$250 - \$499.99	\$ 4,412,125	19,058
< \$250	\$ 505,318	3,895
Total	\$ 62,088,723	73,133

Balances are large
73% of affordability
balances between
\$1,000 and \$5,000

Stratification

SAWS Residential Customers Subject to Disconnect

Account Balance		
Range	Past Due	Count
\$5,000 or Greater	\$ 1,987,175	310
\$2,500 - \$4,999.99	\$ 3,427,982	1,231
\$1,000-\$2,499.99	\$ 9,954,832	8,353
\$750 - \$999.99	\$ 3,194,184	4,820
\$500 - \$749.99	\$ 3,495,804	8,064
\$250 - \$499.99	\$ 2,968,291	16,358
< \$250	\$ 1,016,114	43,057
Total	\$ 26,044,383	82,193

Balances are large
59% of affordability
balances between
\$1,000 and \$5,000

Stratification CPSE Affordability Customers Subject to Disconnect

Account Balance		
Range	Past Due	Count
\$5,000 or Greater	\$ 225,984	42
\$2,500 - \$4,999.99	\$ 2,608,739	924
\$1,000-\$2,499.99	\$ 6,121,782	4,594
\$750 - \$999.99	\$ 1,171,401	1,760
\$500 - \$749.99	\$ 1,161,966	2,659
\$250 - \$499.99	\$ 773,366	3,360
< \$250	\$ 76,449	582
Total	\$ 12,139,687	13,921

Balances are large
74% of affordability
balances between
\$1,000 and \$5,000

Stratification SAWS Affordability Customers Subject to Disconnect

Account Balance		
Range	Past Due	Count
\$5,000 or Greater	\$ 152,067	27
\$2,500 - \$4,999.99	\$ 258,118	93
\$1,000-\$2,499.99	\$ 878,099	783
\$750 - \$999.99	\$ 307,218	488
\$500 - \$749.99	\$ 409,882	1,000
\$250 - \$499.99	\$ 403,172	2,331
< \$250	\$ 147,283	6,676
Total	\$ 2,555,837	11,398

Balances are large
50% of affordability
balances between
\$1,000 and \$5,000

American Rescue Plan Act (ARPA) Utility Eligibility Discussion

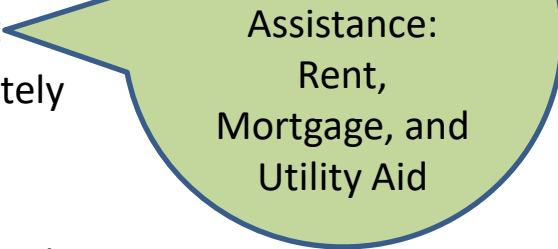
Statutory Categories & Reporting Categories

Statutory

- A. Responding to Public Health
Emergency and Negative Impact
- B. Premium Pay
- C. Revenue Loss
- D. Investment in Water, Sewer, and
Broadband Infrastructure

Reporting Expenditures

- 1. Public Health
- 2. Negative Economic Impact
- 3. Services to Disproportionately
Impacted Communities
- 4. Premium Pay
- 5. Water, Sewer, and Broadband
Infrastructure
- 6. Revenue Replacement
- 7. Administrative Expenses



Best Aligns
Household
Assistance:
Rent,
Mortgage, and
Utility Aid

Populations



Eligible when services provided in Qualified Census Tract (QCT) or COSA must show determination negative impact pandemic

Time Frame Covered



Eligible households & COSA - March 3, 2021 & Forward

Costs incurred by household prior* to March 2021 (e.g., rental arrears), eligible provided cost of household assistance was not incurred by recipient prior to March 3, 2021.

*Presume January 2020 reasonable

Reporting Requirements



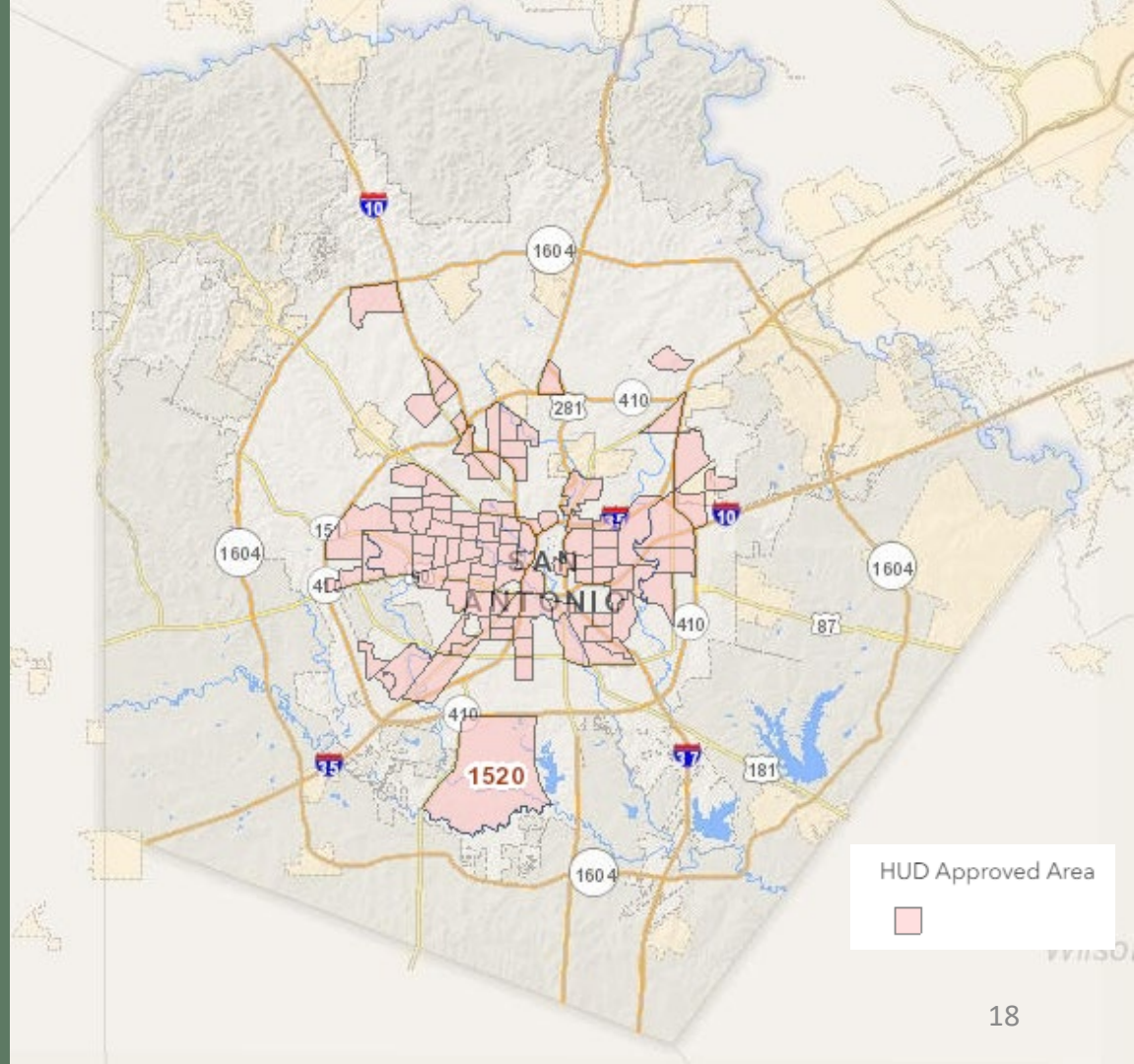
Utility becomes subrecipient and must comply with reporting requirements; COSA must monitor subrecipient

Requires evidence-based intervention or rigorous program evaluation to promote equitable outcomes

Describe equity goals to serve marginalized community, describe how applicants made aware, differences in levels of access, describe outcomes, and indicate if it closes equity gaps, and report progress by race, ethnicity other dimensions annually.

Required to be included in Project Inventory Report

Qualified Census Tracts



Pending

- Final Rule
- Budget Allocation
- Coordinating services and eligibility/interpretation with DHS and Utilities

MUNICIPAL UTILITIES COMMITTEE

CPS Energy & SAWS Customer Account Delinquencies and ARPA Eligibility August 24, 2021

Presented by: Ben Gorzell Jr., Chief Financial Officer